



Thank you for supporting 4KIDS in honor of National Foster Care Month!

Get started at: 4KIDS.us/NFCM/Give

Make a direct donation by clicking:


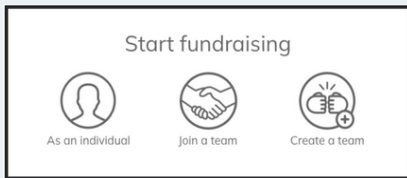


OR

Fundraise on our behalf by clicking:



Scan the QR code to watch how to create your fundraising page, or follow the steps below.

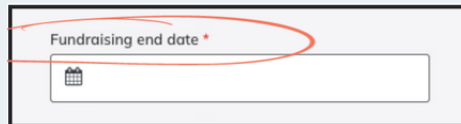
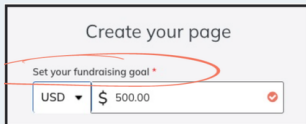


CHOOSE YOUR FUNDRAISING STYLE

- a. **Fundraise as an Individual** – Create your own fundraising page and share why you care about our mission.
- b. **Join an Existing Team** – Join the region or team you would like to support.
- c. **Create a Team** – Start a team of your own and rally others to fundraise alongside you.



SET YOUR GOAL & YOUR END DATE



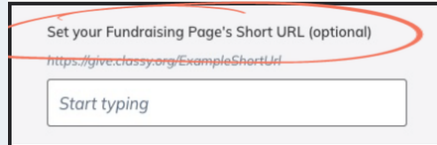
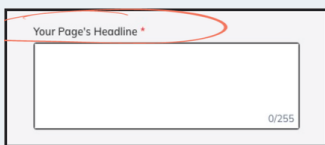
CHOOSE THE REGION YOU ARE FUNDRAISING FOR

This ensures the funds you raise go to the 4KIDS region you select, whether that’s Broward, Palm Beach, the Treasure Coast, Southwest Florida, or Miami.

Please note: Anyone donating on your page will also need to select their desired region.



ADD YOUR HEADLINE & CREATE A SHORT URL



UPLOAD A PHOTO & TELL YOUR FUNDRAISING STORY

People give to people they know.

Personalize your page with why you’re fundraising, your connection to our organization, and photos or stories that reflect your heart for the mission. Be sure to share updates along the way.

Pro tip: Make the first donation to your own page to show your commitment.



SPREAD THE WORD

You’re on your way to fundraising success—now it’s time to spread the word and start reaching your goal.

Begin by **sharing your fundraising page’s URL** with your closest circle. These are often the first people to respond because they know you and want to support you. Then expand your reach! Share on social media and connect with your wider network. You never know who may feel personally connected to the mission and be inspired to give.

Have questions? For further assistance, email: Fundraise@4KIDS.us